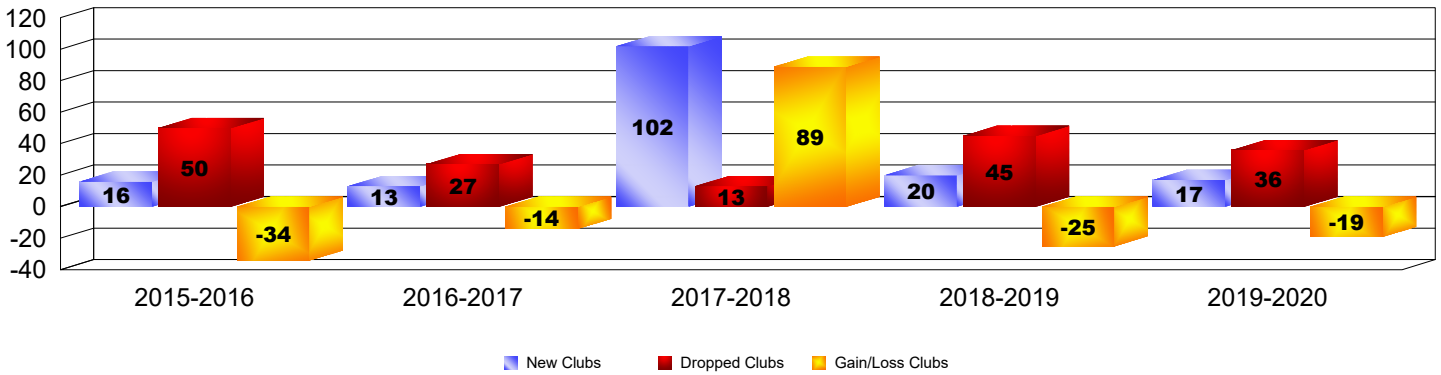


Multiple District 305

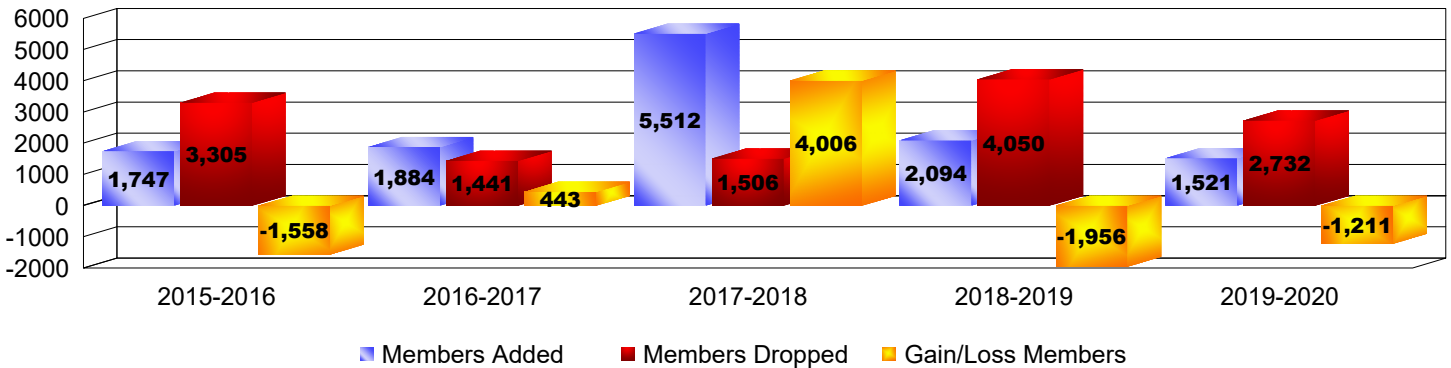
As of June 2020 Cumulative

Year	New Clubs	Dropped Clubs	Gain/Loss Clubs	New Members	Charter Members	Reinstate Members	Transfer Members	Total Member Added	Total Members Dropped	Gain/Loss Members
2015-2016	16	50	-34	715	718	229	85	1,747	3,305	-1,558
2016-2017	13	27	-14	1,388	353	87	56	1,884	1,441	443
2017-2018	102	13	89	2,774	2,534	150	54	5,512	1,506	4,006
2018-2019	20	45	-25	999	649	397	49	2,094	4,050	-1,956
2019-2020	17	36	-19	757	525	159	80	1,521	2,732	-1,211
Average	34	34	-1	1,327	956	204	65	2,552	2,607	-55


Clubs



Members



Membership Composition June 2020 Cumulative



Gender Comparison June 2020 Cumulative

